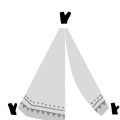



COAT ROCK



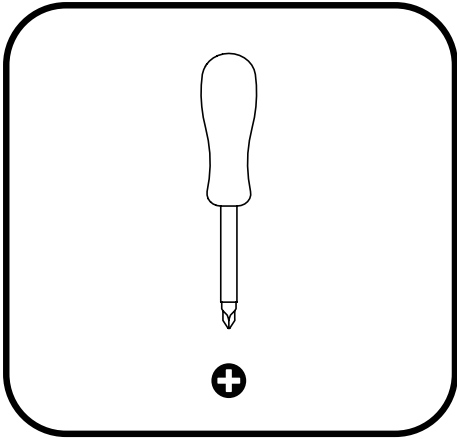
little nice things
because kids love design too!

INSTRUCCIONES DE MONTAJE

ASSEMBLY INSTRUCTIONS

Necesitarás:

You will need:



La colección **Coat Rock** está inspirada en la escalada en rocódromo y en las presas que se utilizan en este deporte.

No obstante, las piezas han sido rediseñadas para adaptarse a un uso decorativo modificando los requisitos técnicos propios de la escalada.

Es por esto que las presas **NO PUEDEN SER UTILIZADAS PARA OTRO USO QUE NO ESTÉ INDICADO EN ESTAS INSTRUCCIONES.** En concreto:

- **No PUEDEN ser utilizadas para escalar.**
- **Aun en su uso directo a pared, no pueden ser utilizadas para que ningún niño escale con ellas.**
- **Las presas están diseñadas específicamente para su uso en el tablero suministrado.**



The **Coat Rock** collection has been inspired by indoor climbing and its climbing holds.

However, our pieces have been redesigned to fit a decorative use, modifying the professional climbing technical requirements.

For that reason these climbing holds **CAN NOT BE USED FOR ANOTHER USE THAT THE SPECIFIED IN THESE INSTRUCTIONS.** Specifically:

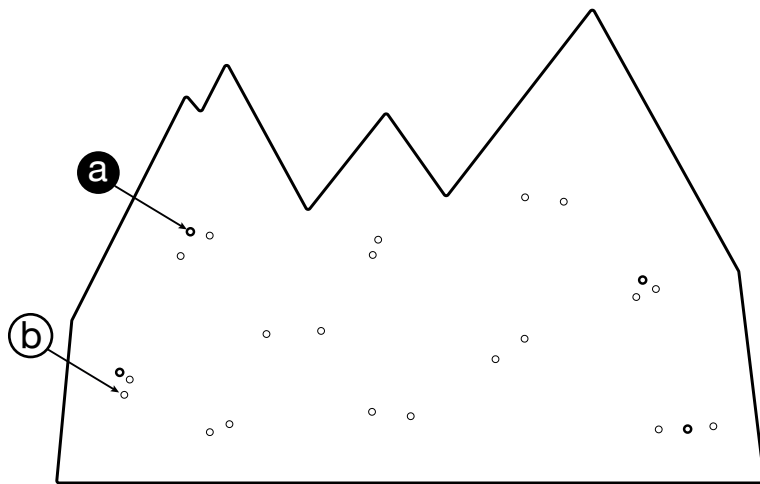
- **CAN NOT be used to climb.**
- **Any children can not climb with these holds, even if fixed directly to the wall.**
- **The holds are specifically designed to fit to the board provided. Any other use is not allowed.**

PEGBOARD

Ref. 3507991

Piezas

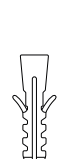
Pieces:



x1



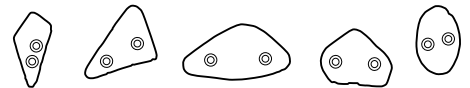
x4



x4




x20



x2

Montaje

Assembly:

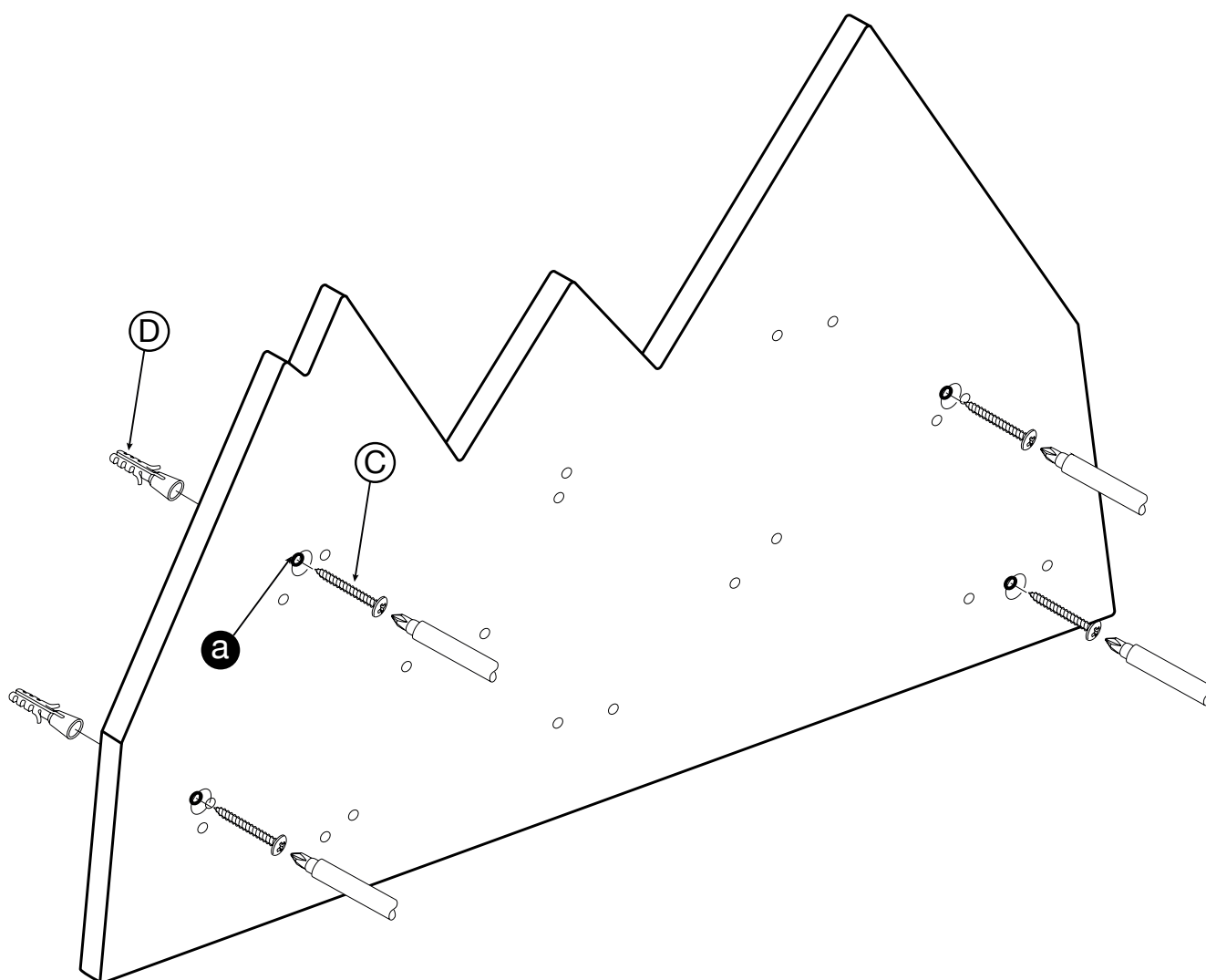


PEGBOARD

Ref. 3507991

1. Atornillar el panel a la pared.

1. Screw the board to the wall.

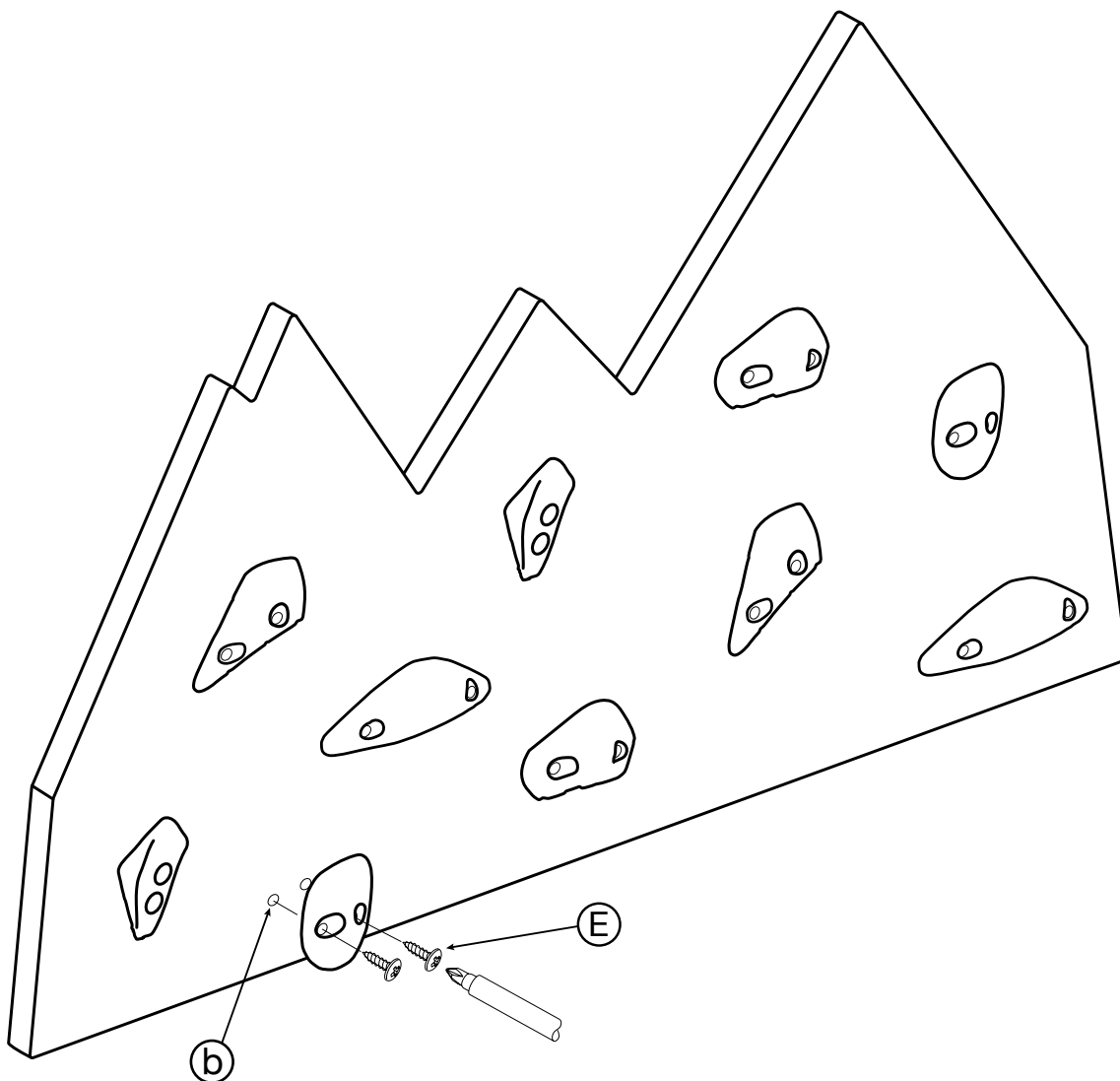


PEGBOARD

Ref. 3507991

2. Fijar las presas al tablero.

2. *Screw the holds to the board.*

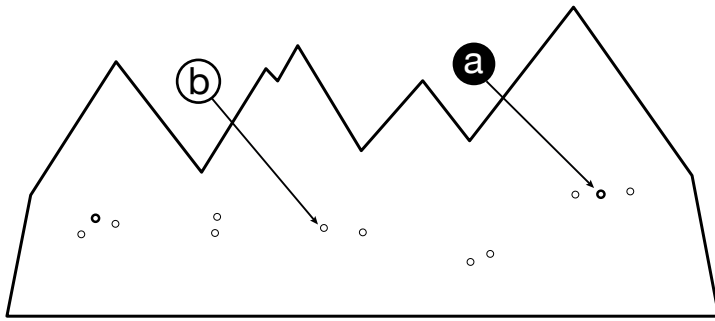


COAT ROCK 5

Refs. 3507895 - 3507896 - 3507897 - 3507898 - 3507899

Piezas

Pieces:



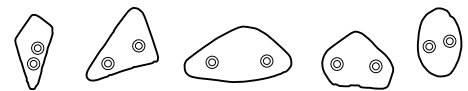
x1



x2

x2

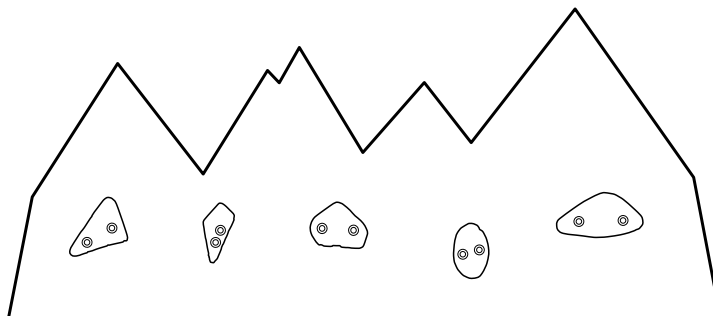
x10



x1

Montaje

Assembly:

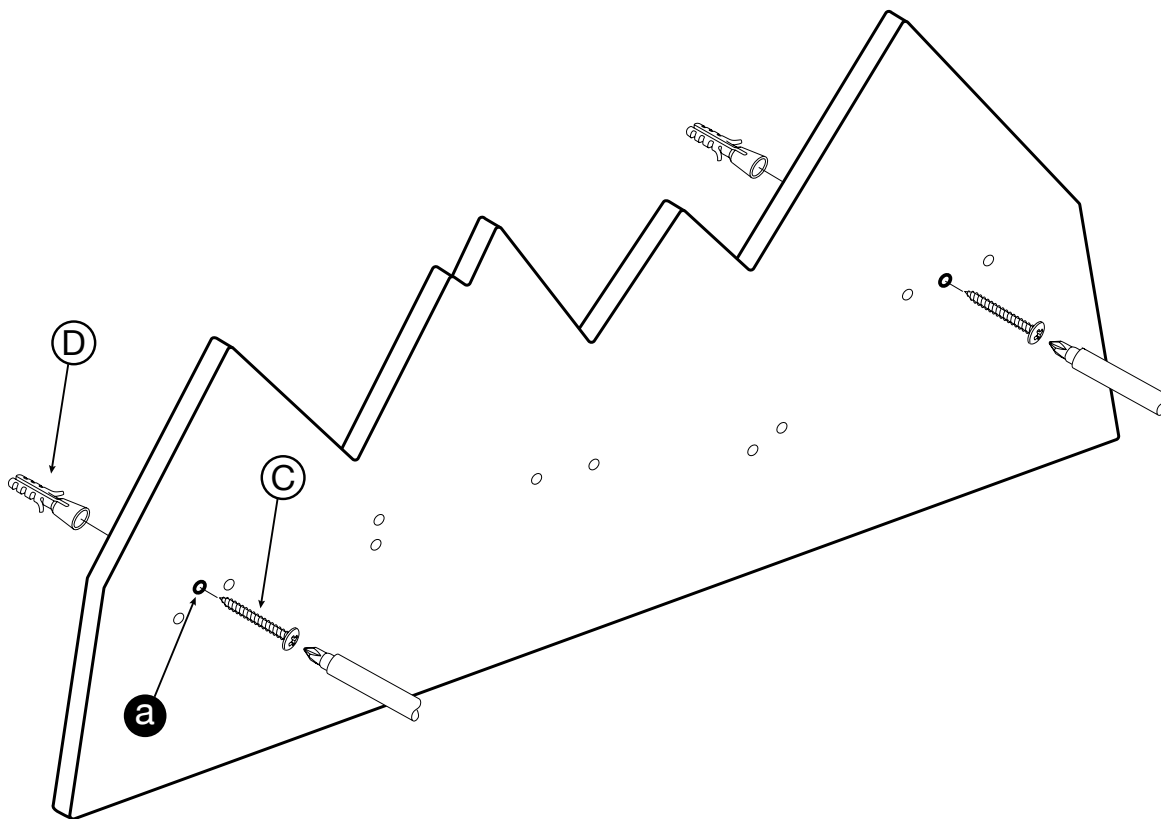


COAT ROCK 5

Refs. 3507895 - 3507896 - 3507897 - 3507898 - 3507899


1. Atornillar el panel a la pared.

1. Screw the board to the wall.



2. Fijar las presas al tablero.

2. Screw the holds to the board.

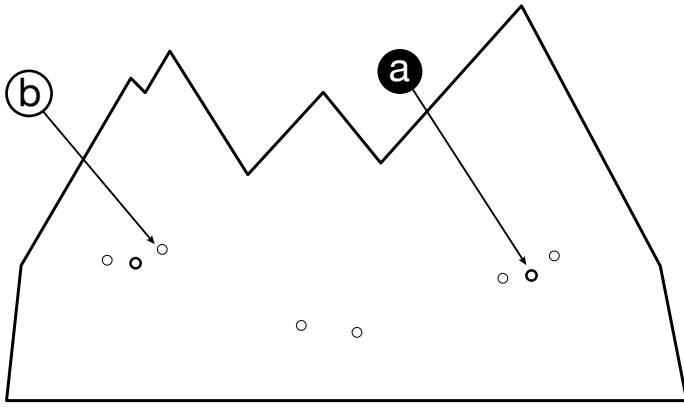


COAT ROCK 3

Refs. 3507982 - 3507983 - 3507984

Piezas

Pieces:



x1



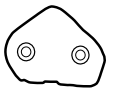
x2



x2



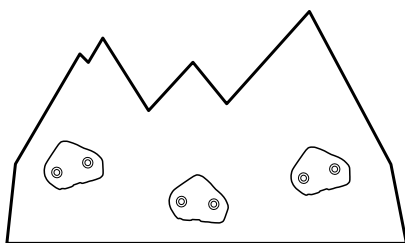
x6



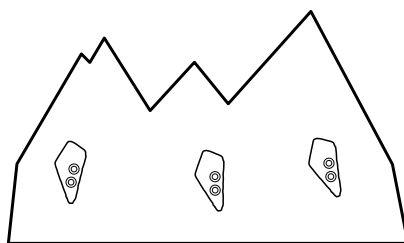
x3

Montaje

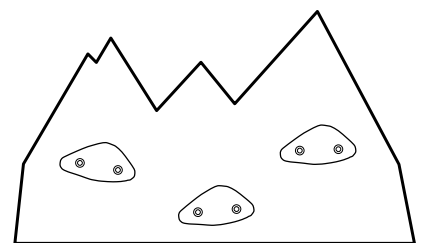
Assembly:



REF. 3507982



REF. 3507983



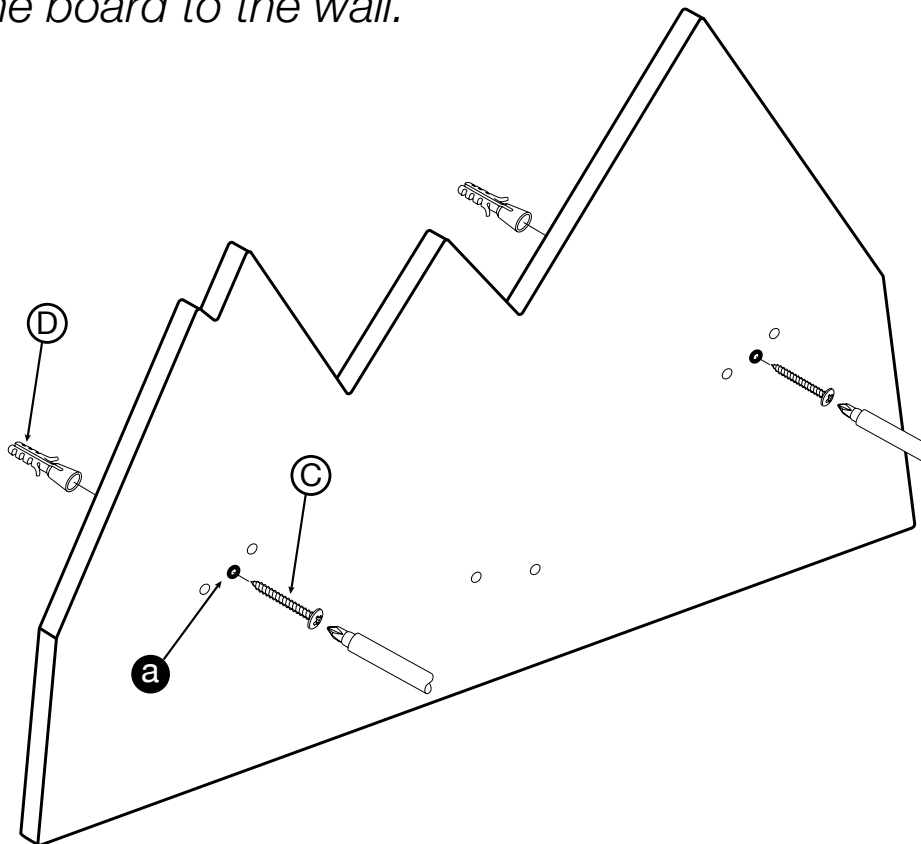
REF. 3507984

COAT ROCK 3

Refs. 3507982 - 3507983 - 3507984

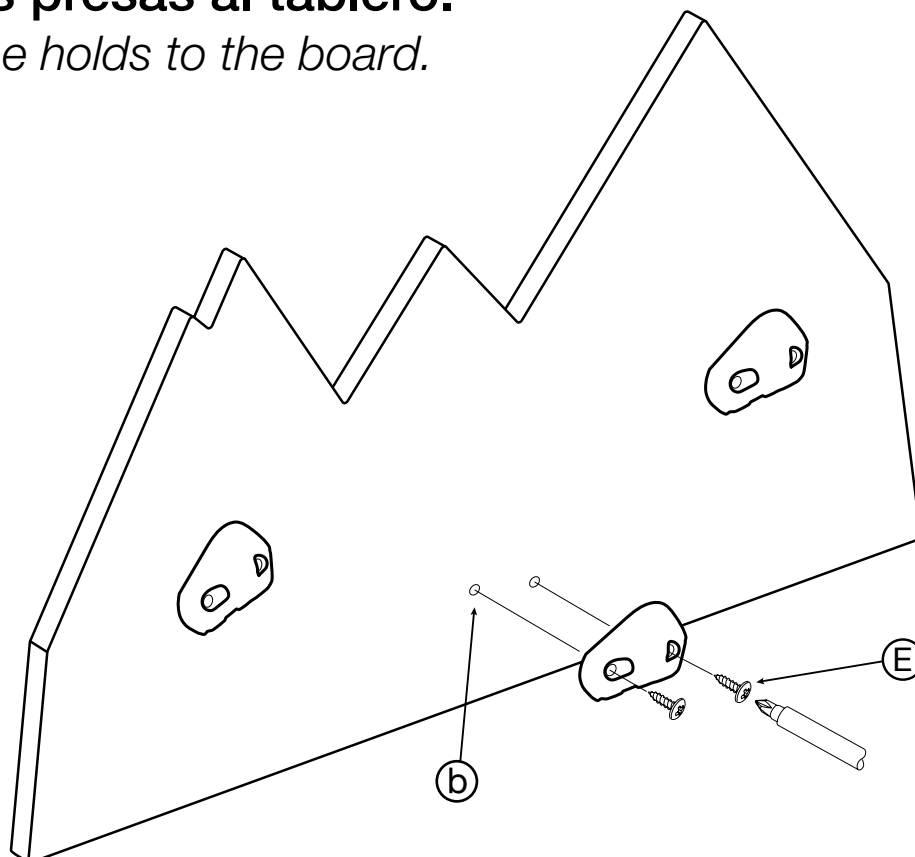
1. Atornillar el panel a la pared.

1. *Screw the board to the wall.*



2. Fijar las presas al tablero.

2. *Screw the holds to the board.*





La colección **Coat Rock** está inspirada en la escalada en rocódromo y en las presas que se utilizan en este deporte.

No obstante, las piezas han sido rediseñadas para adaptarse a un uso decorativo modificando los requisitos técnicos propios de la escalada.

Es por esto que las presas **NO PUEDEN SER UTILIZADAS PARA OTRO USO QUE NO ESTÉ INDICADO EN ESTAS INSTRUCCIONES.** En concreto:

- **No PUEDEN ser utilizadas para escalar.**
- **Aun en su uso directo a pared, no pueden ser utilizadas para que ningún niño escale con ellas.**
- **Las presas están diseñadas específicamente para su uso en el tablero suministrado.**



The **Coat Rock** collection has been inspired by indoor climbing and its climbing holds.

However, our pieces have been redesigned to fit a decorative use, modifying the professional climbing technical requirements.

For that reason these climbing holds **CAN NOT BE USED FOR ANOTHER USE THAT THE SPECIFIED IN THESE INSTRUCTIONS.** Specifically:

- **CAN NOT be used to climb.**
- **Any children can not climb with these holds, even if fixed directly to the wall.**
- **The holds are specifically designed to fit to the board provided. Any other use is not allowed.**